




KLÍMA PRE TEBA.SK



KPT.CZ



 YouTube [www.wipcool.com](http://www.wipcool.com)  
Scan us for more details

**WIPCOOL**<sup>®</sup>  
IDEAL PRODUCTS FOR HVAC

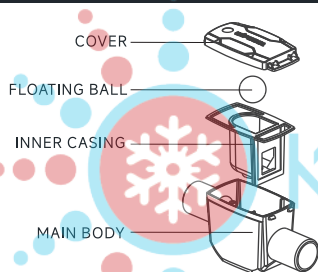
FLOATING-BALL  
CONDENSATE TRAP  
— OPERATION MANUAL —



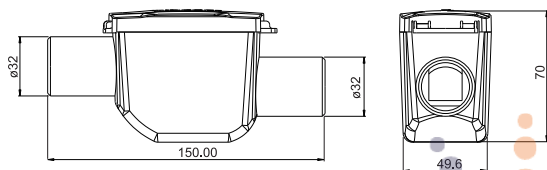
Smooth drainage  
Enjoy fresh air



## 1. STRUCTURE



## 2. DIMENSION

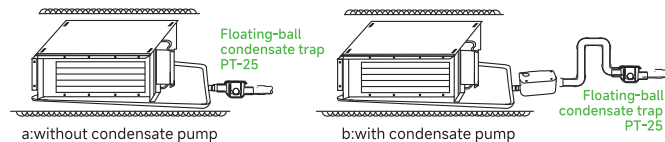


## 3. TECHNIC DATA

Model	PT-25
Internal diameter	DN25
External diameter	DN32
Negative pressure	1200Pa

## 4. INSTALLATION

- Please check any damage before installation and use.
- This product is made of plastic, please do not store or use it under high temperature conditions such as near fire sources.
- Please pay attention to the inflow and outflow direction of the condensate trap and install it horizontally.
- The piping support point should be close to the main body.
- An inspection port is set near the condensate trap for easy maintenance, inspection and cleaning.
- Please close the lid completely during normal use.
- Do not use organic compounds such as acetone thinner when cleaning.
- If it is connected to a machine that discharges high-temperature water, take care to prevent burns.
- The heat-resistant temperature of this product is 40°C.



Products are used in central air conditioners, ceiling air conditioners, fan cold storage, hospital negative pressure rooms, laboratories, schools, hotels, food factories and other places to discharge air conditioning condensate.

## 5. THE PROCEDURE OF INSPECTION AND CLEANING

- ① Please be careful not to add any force on the piping when opening and closing the cover.
- ② Take out the internal parts and the special floating ball, and clean the surface.
- ③ Please put the cleaned internal parts and special floats back to their original positions.
- ④ Please make sure that there is no water leakage when the lid is completely closed.
- ⑤ Please check whether there is any abnormality between the joint of pipe and trap body.

### ⚠ WARNING

This product cannot completely prevent backflow